


SPECIFICATION



technical details

according to ISO 8666

LOA	16.70 m	54' 9"
Hull length	14.50 m	47' 6"
Beam	4.79 m	15' 9"
Draft max	1.37 m	4' 6" TBC*
Water tank	390 l	86 UK gal
Fuel tank	2080 l	457 UK gal
Displacement	17.8 t	7.52 UK t TBC*
CE Category	B	B
Max. persons	18	18

Engine Standard

2x Volvo Penta IPS700 approx. 32 knots TBC*

Engine Option

2x Volvo Penta IPS800 approx. 34 knots TBC*

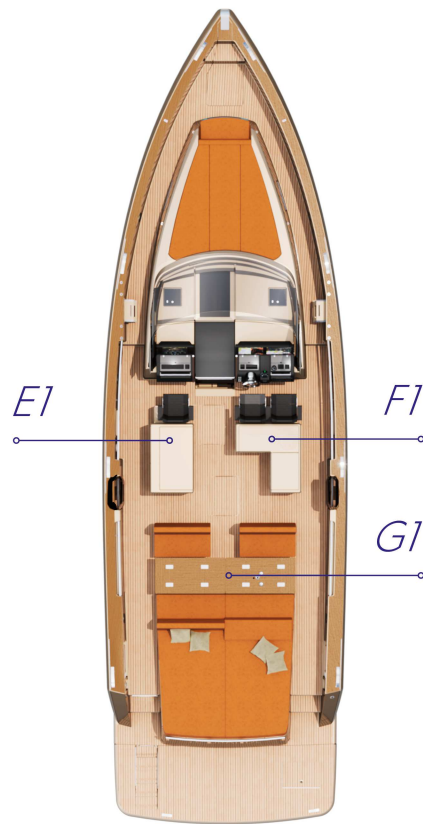


*All performance figures are given in good faith and are intended as an indication. These figures cannot be guaranteed as top speed in particular is affected by the cleanliness of the hull, conditions of the propellers, weight carried and air/sea temperature. Performance is related also to the optional accessories selected. "TBC" stays for: To Be Confirmed after seatrial. FJORD reserves the right to change specifications in line with the company policy of improvement through research and development. Standard Propeller tested in Greifswald according to Volvo conditions. All measurements/figures approximate. Errors and omissions excepted. Specification and material can be changed without notice. Please check with your dealer for a full list of inclusions. Valid from 2021.09.02.

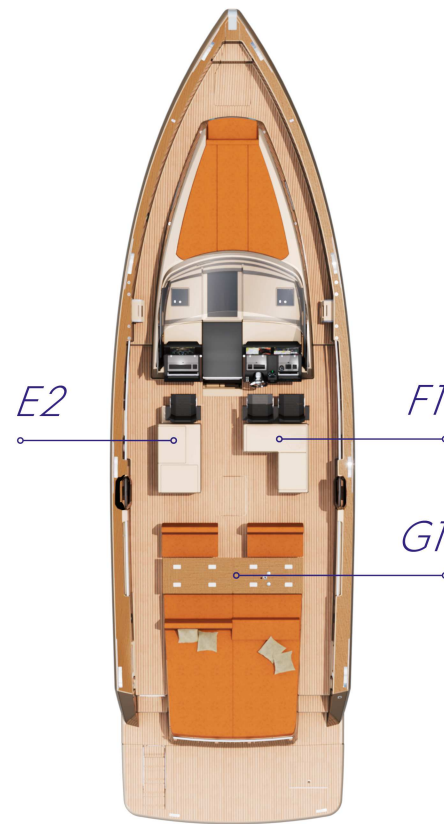
EXTERIOR + INTERIOR LAYOUTS



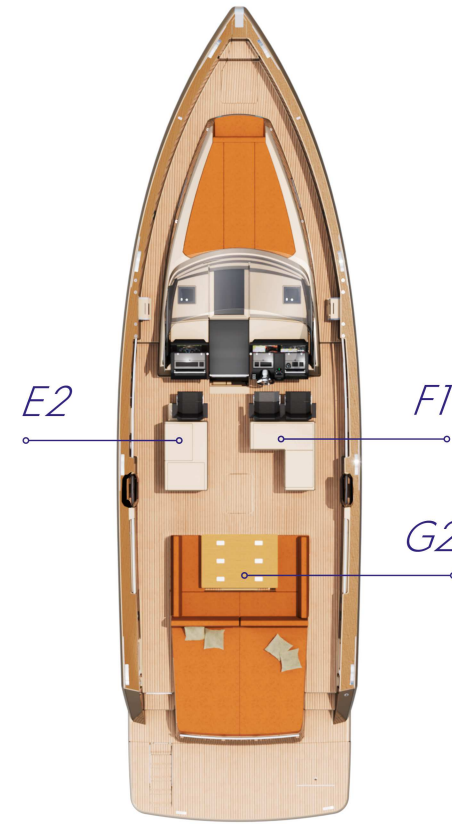
*standard
T-top*



*standard
deckslayout*

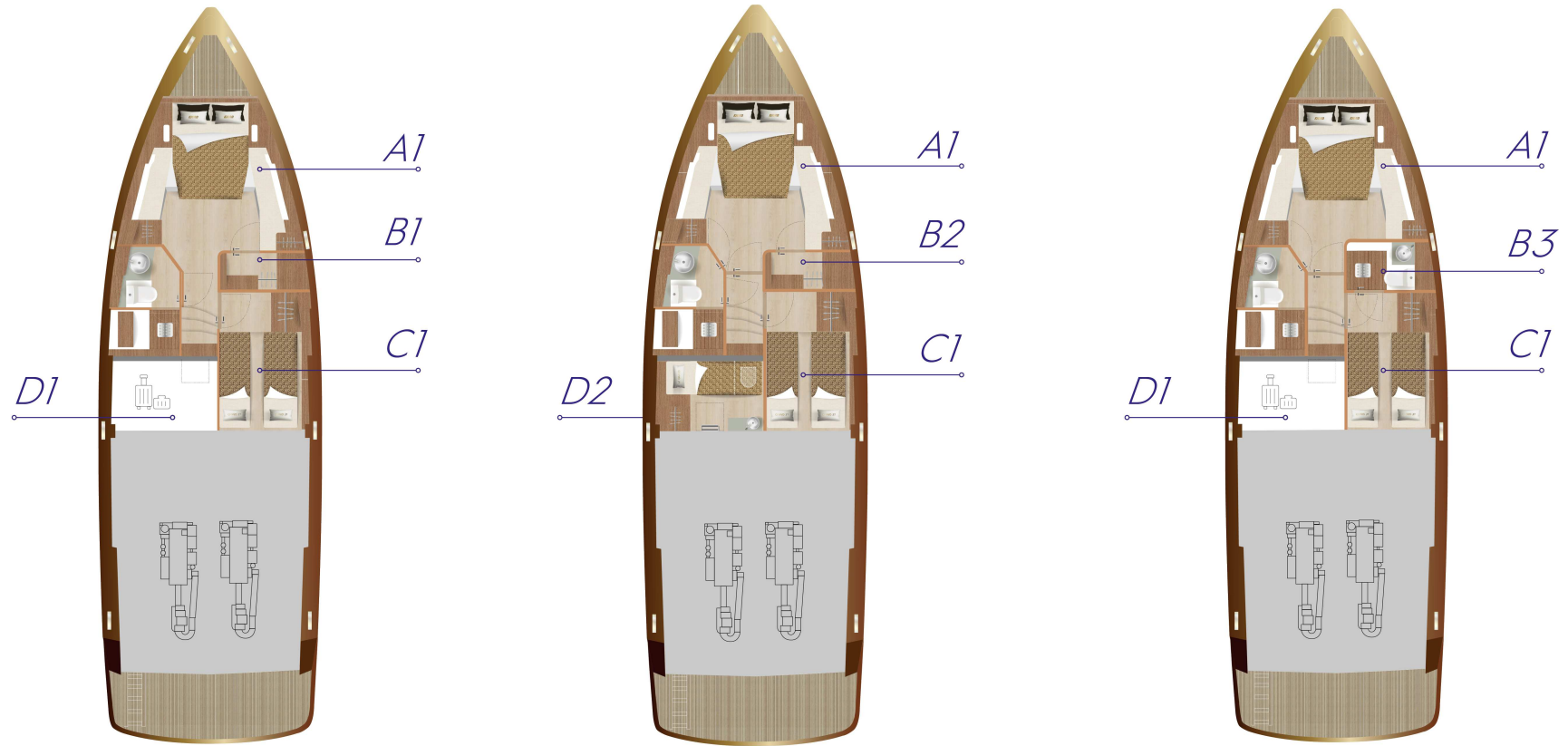


option



option

EXTERIOR + INTERIOR LAYOUTS



standard

option

option

STANDARD EQUIPMENT

HULL

- / GRP hull, isophthalic gelcoat, colour: signal white (according to colour card), 1st layer vinyl ester resin. Vacuum infused.
- / Waterline, isophthalic gelcoat, colour: jet black (according to colour card)
- / 9 openable portholes (6 in master cabin, 1 in toilet, 1 in guest cabin, 1 in walk-in-wardrobe)

DECK & COCKPIT

- / Dashboard, colour: signal white (according to colour card), with foot support, handrail, glovebox, cupholder, horn, switch panel, engine room fire extinguisher system, 2 emergency fuel cut off (pantry).
- / GRP deck, isophthalic gelcoat, colour: signal white (according to colour card), 1st layer vinyl ester resin. Stainless steel tie bar for fender. Large diameter stainless steel handrails, 2 gates at stern. Fold out stairs on port side and starboard bulwark. Manual engine hatch.
- / Teak on deck, bathing platform and gunwale
- / FJORD steering wheel with tilting system
- / Full glass windshield with wipers
- / Shower unit with hot and cold water
- / Bathing ladder, telescopic, integrated in bathing platform
- / 8 aluminium mooring cleats, stainless steel handrails
- / Anchor arm system, hydraulic folding with 20 kg anchor galvanized, stainless steel chain and electrical windlass with automatic fuse
- / Pilot and Copilot seats with hinged bolster
- / T-Top with windshield frame, gelcoat finishing, colour: white

PROPULSION

- / Engine room, sound insulated, fans, fire extinguisher system, automatic and manual, Batteries-Engines: 2 x 90 Ah / 12 V, Battery charger 150 A (for service batteries)

- / 2 Volvo Penta IPS700 (550 hp) with propeller TBC, joystick
- / Volvo Penta multifunction 7" display
- / Volvo Interceptor system with auto trim and List
- / Fuel tank, capacity: 2080 litres, fuel filter

ELECTRICAL EQUIPMENT

- / 12 V and 230 V electric system with 230 V shore power connection and digital switchboard. Sockets in master cabin (3), toilet (1), guest cabin (1), engine room (1), storage room (1) and 12V on dashboard (1)
- / Batteries-Service: 2 x 260 Ah AGM
- / Country Version: EU / AUS
- / Inverter/charger 12 V / 3000 W - 150 A
- / Wireless charging for mobile phone in cabin
- / Generator, Fisher Panda 5000i (4kW)
- / Electric toilet
- / Dimmable spot lights, indirect lights and reading lights in cabins. Light in toilet, under T-top, in storage room and in engine room.
- / Holding tank, capacity: 200 litres
- / Water tank, capacity: 390 litres
- / Hot water boiler (40 l) and pump
- / Bilge pumps: automatic electric (3) and manual emergency bilge pump in cockpit (1)

NAVIGATION & INSTRUMENTS

- / MyFJORD Safety Cloud with 24 months subscription and device installed on board

LAYOUT & INTERIOR

- / A1: Master cabin with double berth incl. 2 integrated drawers, 1 locker on p side and 2 bedside tables . 3 skylights, 2 openable. Fully equipped head with separate shower stall with rain and handheld shower and comfort seat with wood cover.
- / B1: Lobby with door to master head. 1 locker and walk in wardrobe on sb side.

- / C1: Guest cabin with twin berths, 1 wardrobe, storage and 1 bedside table
- / D1: Storage room with separate access from deck, spot light and 220 V socket

EXTERIOR MODULES

- / E1: Additional copilot seat with galley module on p side with working top in marine mineral stone and storage underneath. Cover for everything.
- / F1: Pilot and copilot seat with L-shaped galley module on sb side, sink with folding mixing tap, fridge 130 l, working top in marine mineral stone, electric cooking top and storage. Cover for everything
- / G1: Storage area with hydraulic opening, sunpad, 2 foldable cockpit tables with electric high/low leg, cockpit benches with reversible backrest. Cover for everything

UPHOLSTERY & WOOD

- / Upholstery scheme: porto bello, colour: creme (according to colour card)
- / Exterior seating material, upholstery scheme: matrix, colour: gull wing (according to colour card)
- / Upholstery helmsman seats - synthetic leather, colour: dark grey (according to colour card)
- / Deluxe mattresses in all cabins
- / Interior furniture in high quality marine plywood, colour: warm mahogany (according to colour card)
- / Flooring in all cabins in: pale acacia (according to colour card)

TRANSPORT

- / Identified locations for hand held fire extinguishers - (hand held fire extinguishers are not supplied), FJORD Owner's Manual in FJORD document bag