



FJORD

NEW

53

XL



LE GRAND 53 XL

Exclusive masterpiece – Beyond
all imagination



FJORD PRESENTS ITS EXCITING NEW FLAGSHIP – **LE GRAND 53 XL**. THIS SUPERLATIVE FJORD NATURALLY FEATURES THE ICONIC LOOKS THAT GIVE THE BRAND INSTANT RECOGNITION ON THE WATER AND ATTRACT ATTENTION IN EVERY MARINA. WITH ITS FULL EQUIPMENT LIST AND SMART CONFIGURATION OPTIONS, EACH FJORD 53 XL IS AS INDIVIDUAL AS ITS OWNER, BEING BUILT EXACTLY TO THE CUSTOMER'S WISHES. HIGHLIGHTS OF THE 53 XL INCLUDE GENEROUS WINDOWS IN THE HULL, A VARIABLE INTERIOR LAYOUT INCLUDING A CREW CABIN, A FUTURISTIC HELM STATION AND A TENDER GARAGE. AND IT GOES WITHOUT SAYING THAT THE FJORD 53 XL ALWAYS DELIVERS IMPRESSIVE PERFORMANCE THANKS TO ITS IPS DRIVES.



53 XL KEY FEATURES

The largest deck area and the biggest T-top ever designed by FJORD

The fabulous walkaround principle

Characteristically large hull windows

Extremely spacious cockpit

Helm station resembles a modern command centre

Two well-equipped galley units

New cabin layout fully fitted out as a dedicated crew cabin

The master cabin and lobby form an open, loft-like space

Various interior design styles and finest materials

Newly developed 3D configurator

1200 HP

Max. power

34 KN

Max. speed

24 M²

Cockpit area

25.5 M²

Max. T-top area

530 L

Max. freezer & fridge capacity





EVERYONE IS DIFFERENT.
CREATE A YACHT
AS UNIQUE AS YOU!

COMPOSE YOUR OWN FJORD HERE:
fjordboats.com



IMPRESSIVE DESIGN

The expansive bathing platform on the FJORD 53 XL serves as a base for water sports activities. Integrated steps make for easy access.

G1 →

Storage area with hydraulic opening, sunpad, 2 foldable cockpit tables with electric high/low leg, cockpit benches with reversible backrest





← Tender garage:
The FJORD 53 XL can
accommodate a tender under
the sunpad in the stern.

Maximum shade: →
An integrated sun awning can
be extended from the T-top
to cover the sunpad at the rear.



EXTREME PRECISION

Command centre: From their three ergonomic pilot seats, the driver and his copilots enjoy an integrated helm station with three 19-inch screens. Inbetween, the companionway leads down to the cabins.





CREW CABIN LAYOUT

E2 / F1 / G1

E2 Additional copilot seat with galley module on port side with worktop top in pebble grey and access to crew cabin.

Cover for everything.

F1 Pilot and copilot seat with L-shaped galley module on starboard side, sink with folding mixing tap, fridge 130 l, worktop in pebble grey, electric cooking top and storage. Cover for everything.

G1 Storage area with hydraulic opening, sunpad, 2 foldable cockpit tables with electric high/low leg, cockpit benches with reversible backrest. Cover for everything.



SUPERIOR YACHTING

E1/F1 →

E1 Additional copilot seat with galley module on port side with worktop in pebble grey and storage underneath.

F1 Pilot and copilot seat with L-shaped galley module on starboard side, sink with folding mixing tap, fridge 130 l, worktop in pebble grey, electric cooking top and storage.



LET LUXURY SURROUND YOU

Set up your cabin and choose
the interior that expresses your style.



← POLAR STYLE fresh / clean / calm



← ELEGANCE STYLE

sophisticated / balanced / cosy

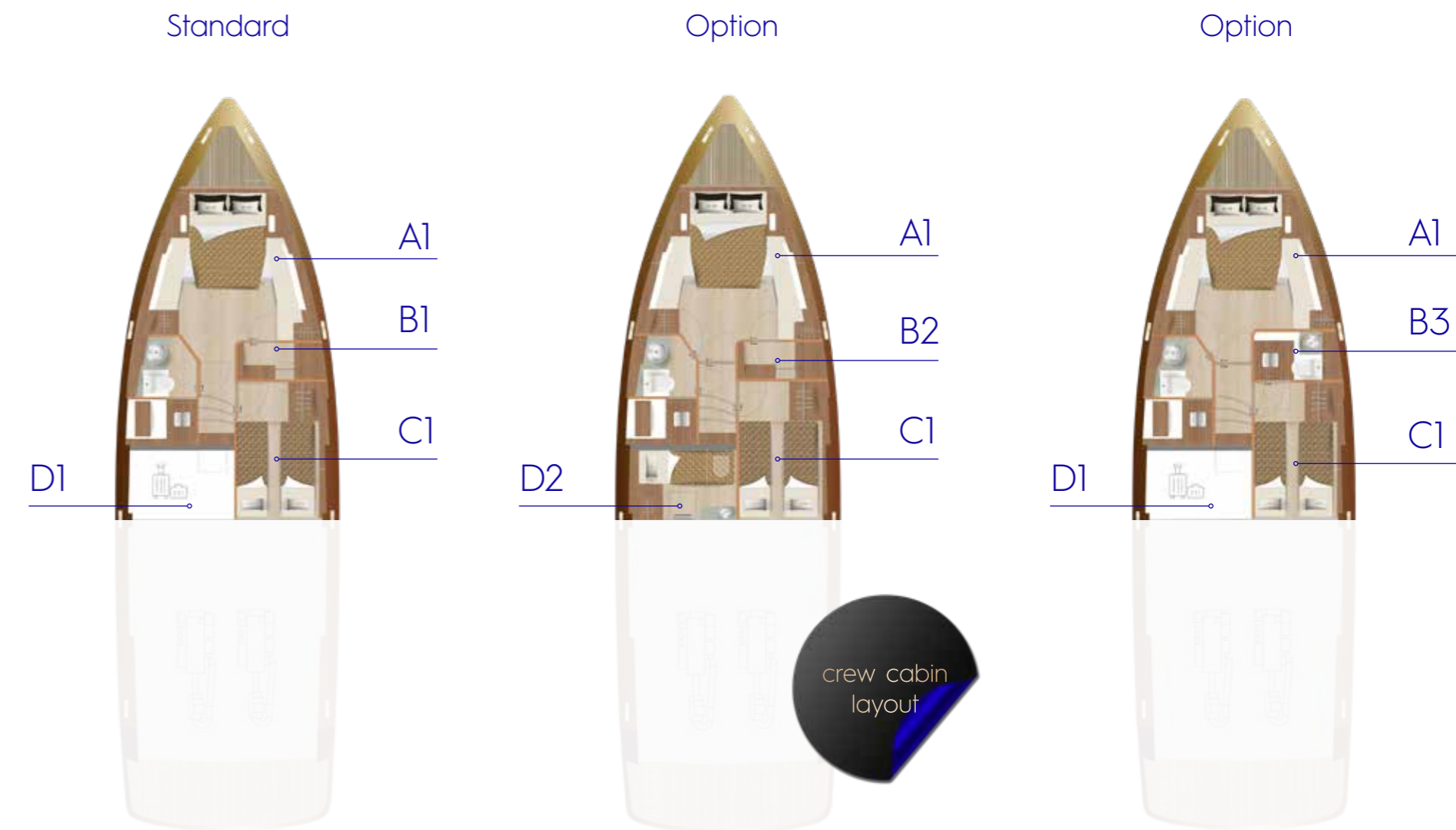
SPORT CHIC STYLE →

dynamic / vibrant / smart



CLASSIC STYLE

timeless / muted / pure



MASTER CABIN

A1 Master cabin with double berth incl. 2 integrated drawers, 1 locker on port side and 2 bedside tables. 3 skylights, 2 openable. Fully equipped head with separate shower stall with rain and handheld shower and comfort seat with wood cover.

MIDSHIP SECTION

B1 Lobby with door to master head. 1 locker and walk-in wardrobe on starboard side.
B2 Lobby with door to master cabin and 2 doors to master head. 1 locker and walk-in wardrobe on starboard side.
B3 Lobby with door to master cabin and master head. 1 locker on starboard side. Fully equipped guest head with door to guest cabin.

GUEST CABIN

C1 Guest cabin with twin berths, 1 wardrobe, storage and 1 bedside table

CREW & STORAGE CABIN

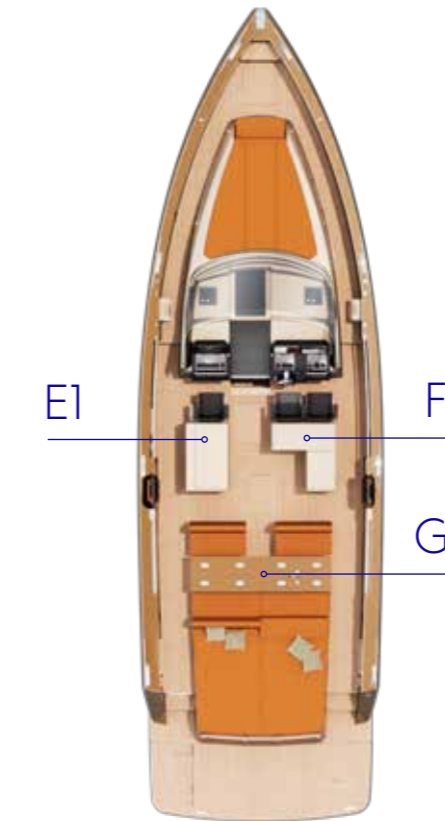
D1 Storage room with separate access from deck, spot light and 220 V socket
D2 Crew cabin with separate access from deck, toilet, stowage and openable porthole in hull window

GRAND OPPORTUNITIES

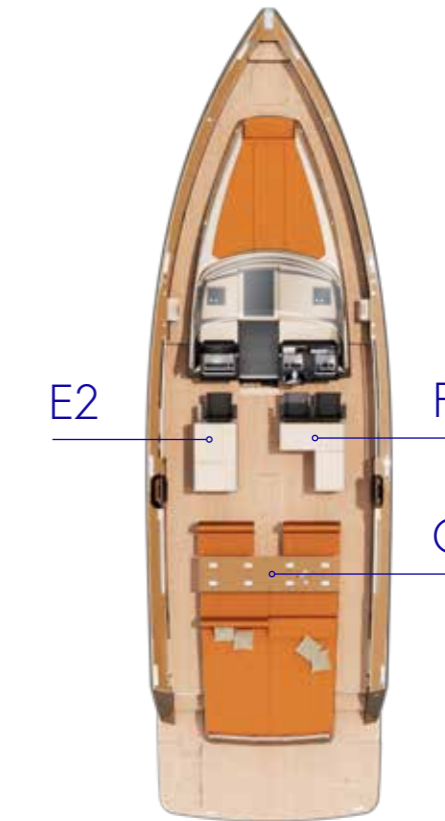
Choose among various upper deck layouts.



Standard
T-top



Standard
deck layout



Option



Option

E1 Additional copilot seat with L-shaped galley module on port side with worktop in pebble grey and storage underneath. Cover for everything.

E2 Additional copilot seat with L-shaped galley module on port side with worktop in pebble grey and access to crew cabin. Cover for everything.

F1 Pilot and copilot seat with L-shaped galley module on starboard side, sink with folding mixing tap, fridge 130 l, worktop in pebble grey, electric cooking top and storage. Cover for everything.

G1 Storage area with hydraulic opening sunpad, 2 foldable cockpit tables with electric high/low leg, cockpit benches with reversible backrest. Cover for everything.

G2 Storage area with hydraulic opening, sunpad, 1 foldable cockpit table with high/low leg, U-shaped cockpit bench with reversible backrest. Cover for everything.

SMART CONNECT

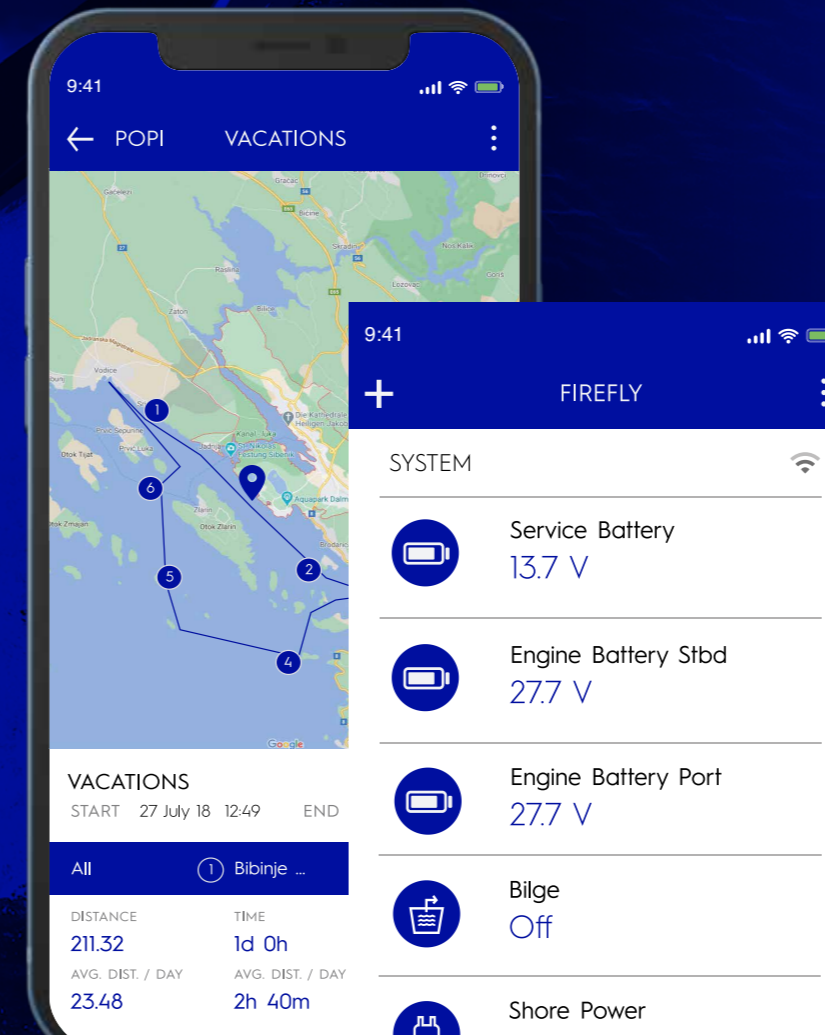
New FJORD technology sets the benchmark. Made-to-measure entertainment and instruments that keep you in control.

fjordboats.com

SAFETY CLOUD

TV SYSTEM

SOUND SYSTEM



MYFJORD SAFETY CLOUD

The MyFJORD Safety Cloud enables real-time monitoring of your FJORD: anytime, anywhere, simply via the app. Protect your precious yacht remotely, as if you lived on board. You can organise maintenance and service with unprecedented ease. Thanks to the electronic logbook, a smartphone is all you need to share your cruising experiences with others. In short: this system will add a whole new dimension to your cruising passion.



Sensors

Continuous monitoring of battery charge and tank levels



Insurance

Tailor-made insurance offers from Panfaenius are available via the app



Report Issue

Direct contact with the dealer for any questions, via chat function



Remote switching

Turn the yacht's lights on or off via smartphone



Shop & Parts

Feature for ordering equipment, supplies and spare parts



Maintenance

Service intervals are digitally stored and saved in the service history



Alerts

Alarms for battery, bilge, shore power, anchor, collision or theft



Trips

Automatic, digital logbook for every mile travelled

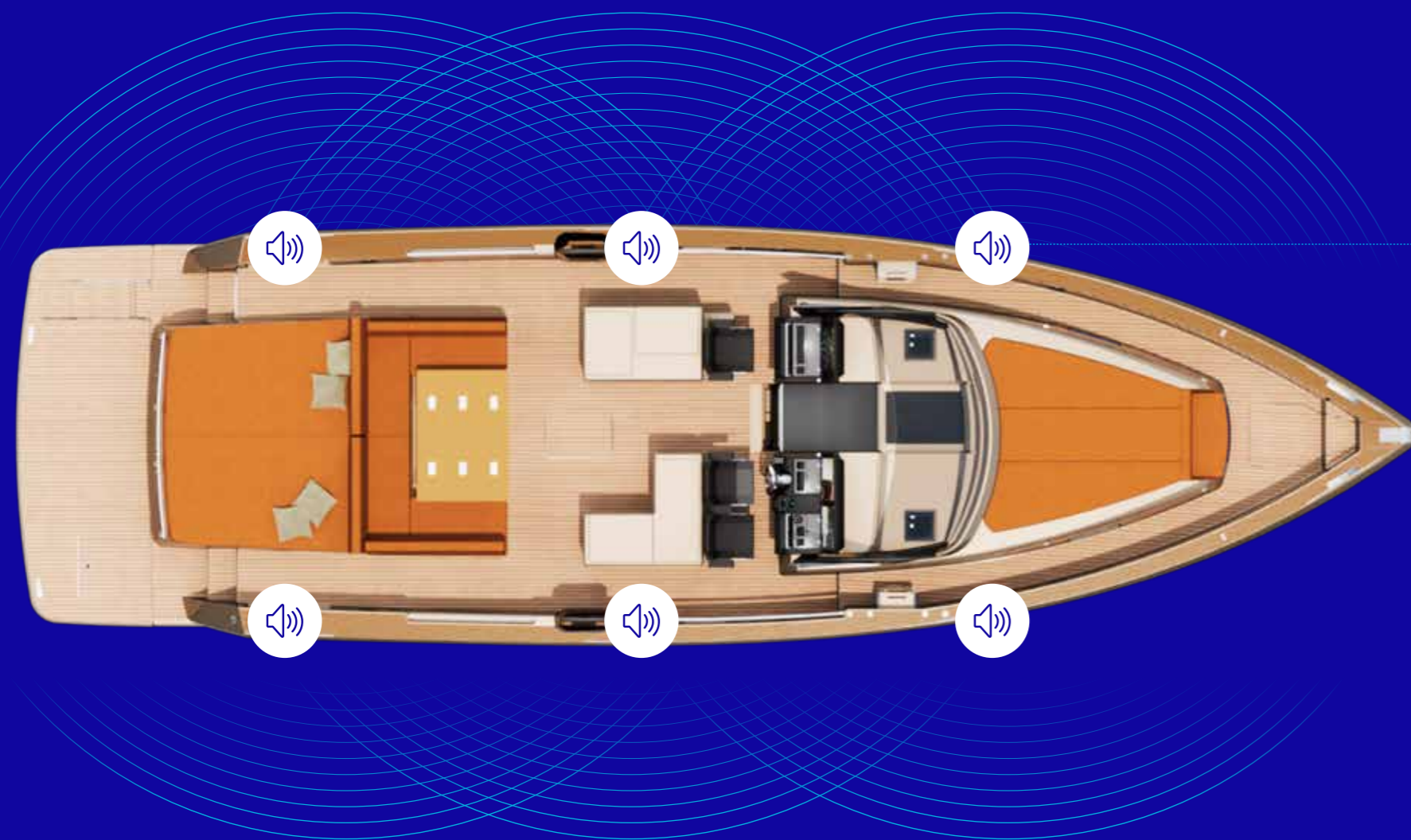


Manuals

Manuals and instructions for all components are stored electronically

SMART SOUND

Brilliant sound meets high-class living



Audio Head Unit & Smart Control



ALPHATRONICS SMART TV The super-slim, wide-angle LED display provides an optimum view and blends seamlessly into FJORD's puristic design.

The first impression: brilliant clarity. Even the subtlest acoustic nuances are fully revealed. Four pairs of speakers – three on deck and one for the TV below – overwhelm with an outstandingly rich sound. Pulsating power is the second thing you'll notice. With up to 1,000 watts of output, the elegantly-built speakers deliver a breakthrough sound that makes the air dance. And thirdly, you'll enjoy the thrill of cutting-edge technology. Control the system wirelessly, with an intuitive and flexible interface. This is the connectivity of the future. Sunbathing on the foredeck accompanied by relaxing tracks, whilst others party in the cockpit to vibrant beats? Just split the deck into two independent sound areas. Each zone has its own flexible audio options and is intuitively controlled via touchscreen – from the chartplotter or from a smartphone.

A superb TV Experience – Immaculate viewing from all angles
The Alphatronics smart TV system as part of the MyFJORD sound theatre was designed especially for maritime needs. An innovative wide-angle LED display (178 degrees, horizontal/vertical) enables you to watch the TV screen unobstructed from every viewing position. Built-in speakers fill the master cabin with an astonishing sound. The tuner comes in a separate unit: For technical updates (based on Android operating systems) just the control box will be exchanged, the TV stays in place.

BE UNIQUE. CREATE. COMPOSE. EXCITE.

The newly developed 3D configurator


COMPOSE YOUR OWN FJORD HERE:
fjordboats.com

HULL COLOUR

MATERIAL

DECK LAYOUT

AND MUCH MORE...






TECHNICAL SPECIFICATION

LOA	16.70 m
Hull length	14.50 m
Beam	4.79 m
Draft max.	1.37 m
Water tank	390 l
Fuel tank	2080 l
Displacement	17.8 t
CE Category	B
Persons max.	18
Engine standard 2 x Volvo Penta IPS700	approx. 32 knots TBC*
Engine option 2 x Volvo Penta IPS800	approx. 34 knots TBC*

*All performance figures are given in good faith and are intended as an indication. These figures cannot be guaranteed as top speed in particular is affected by the cleanliness of the hull, conditions of the propellers, weight carried and air/sea temperature. Performance is related also to the optional accessories selected. "TBC" stands for: To Be Confirmed after sea trial. FJORD reserves the right to change specifications in line with the company policy of improvement through research and development. Standard propeller tested in Greifswald according to Volvo conditions. All measurements/figures are approximate. Errors and omissions excepted. Specification and material can be changed without notice. Please check with your dealer for a full list of inclusions. Valid from 02/09/2021.





START YOUR CUSTOMISATION HERE:
www.fjordboats.com

FJORD / Ladebower Chaussee 11 / 17493 Greifswald / Germany / Phone: +49 (0)3834 5792-200 / info@fjordboats.com

This brochure is not contractual. The yachts depicted partly comprise special equipment not included in the standard scope of supply. Illustrations may not correspond with current versions.
Subject to alterations in design and equipment without notice and errors excepted. CIB: CIBF53XL/A/GB/0921